

C5-A3x

3 pole | changeover contact | plug-in Faston

| | | |
|-----------------------------|------------------------|-------------------------|
| Maximum contact load | 16 A/400 V AC-1 | 0.5 A/110 V DC-1 |
| | 16 A/30 V DC-1 | 0.2 A/220 V DC-1 |

Contacts

| | | | |
|--------------------------------|------------|--------|----------------------|
| Material | Standard | Code 0 | ⚡ AgNi |
| | Optional | Code 5 | ⚡ AgSnO ₂ |
| Rated Load | 16 A | | |
| Switch-on current max. (20 ms) | 40 A | | |
| Switching voltage max. | 400 V | | |
| AC load (Fig 1) | 4 kVA | | |
| DC load | see Fig. 2 | | |

Coil

| | |
|-----------------|-----------------------------|
| Coil resistance | see table; tolerance ± 10 % |
| Pick-up voltage | ≤ 0.8 x U _N |
| Release voltage | ≥ 0.1 x U _N |
| Nominal power | 2.4 VA (AC)/1.4 W (DC) |

Coil table

| V AC | Ω | mA | VDC | Ω | mA |
|------|------|-----|-----|------|-----|
| 24 | 65 | 100 | 24 | 414 | 58 |
| 48 | 286 | 50 | 48 | 1K6 | 30 |
| 115 | 1K7 | 21 | 110 | 8K1 | 13 |
| 230 | 6K8 | 10 | 220 | 30K3 | 6.2 |
| 400 | 18K8 | 6 | | | |

Insulation

| | |
|--------------------------------|------------------|
| | Volt rms / 1 min |
| Contact open | 1000 V |
| Contact/contact | 4 kV |
| Contact/coil | 4 kV |
| Insulation resistance at 500 V | ≥3 G.Ω |
| Insulation, IEC 61810-1 | 4 kV |

Specifications

| | |
|---------------------------------------|--------------------------------------|
| Ambient temperature operation/storage | -40...60 °C / -40 ... 80 °C (no ice) |
| Pick-up time/bounce time | 20 ms/≤ 3 ms |
| Release time/bounce time | 10 ms/≤ 1 ms |
| Mechanical life ops | AC: 10 Mill./DC: 20 Mill. |
| DC voltage endurance at rated load | ≥100 000 switching cycles |
| Switching frequency at rated load | ≤ 1200/h |
| Weight | 95 g |

Product References

V AC 50 Hz/60 Hz: 24, 48, 115, (120), 230, (240)

LED

RC Suppressor (max 250 V)

VDC 24, 48, 110, 220

LED

Free wheeling diode

Polarity and free wheeling diode

AC/DC bridge rectifier 24 V, 48 V, 60 V

Other voltages on request

C5-A30/AC ... V
C5-A30X/AC ... V
C5-A30R/AC ... V

C5-A35/AC ... V
C5-A35X/AC ... V
C5-A35R/AC ... V

C5-A30/DC ... V
C5-A30X/DC ... V
C5-A30DX/DC ... V
C5-A30FX/DC ... V

C5-A35/DC ... V
C5-A35X/DC ... V
C5-A35DX/DC ... V
C5-A35FX/DC ... V

C5-A30BX/UC ... V

C5-A35BX/UC ... V

"..." List Coil Voltage to complete Product References

Accessories (See also Section Sockets)

Socket:


Wall Mounting Adapter:

Blanking Plug:

S5-M, S5-P

S5-R (BAG 5 PCS)

SO-NP (BAG 10 PCS)



Connection diagram

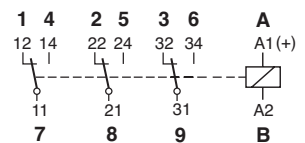


Fig.1 AC voltage endurance

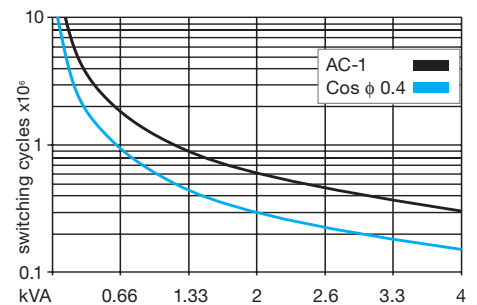
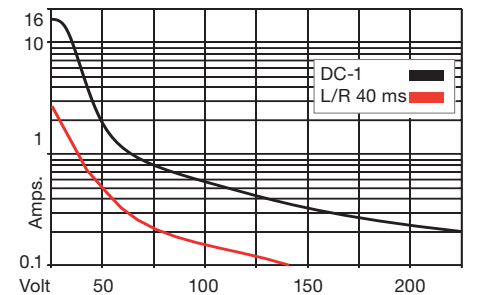
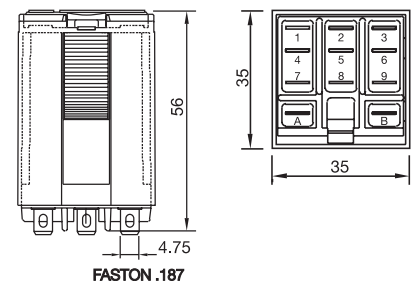


Fig. 2 DC load limit curve



Dimensions



Technical approvals, conformities



IEC/EN 61810; IEC/EN 60947